

Oh, Deer Game Data Assignment

Due Monday September 24, 2018

Procedure

1. For each set of data create a line graph to display all pieces of information. Be sure that all of the axis are clearly labelled with units and your graph has a title. You will have to have a way to distinguish between the different lines of your graph. (maybe color code?)
 - a. USE THE GRAPH PAPER ATTACHED

Game 1 – Oh, Deer

Round	# Deer	# Resources
1		
2		
3		
4		
5		
6		
7		
8		
9		
10		
11		
12		
13		
14		
15		
16		
17		
18		
19		
20		


Game 2 – Oh, Deer Plus Wolves

Round	# Deer	# Resources	# Wolves
1			
2			
3			
4			
5			
6			
7			
8			
9			
10			
11			
12			
13			
14			
15			
16			
17			
18			
19			
20			


Game 3 - Oh, Deer Plus Invasive Species

Round	# Deer	# Resources	Invasive Species
1			
2			
3			
4			
5			
6			
7			
8			
9			
10			
11			
12			
13			
14			
15			
16			
17			
18			
19			
20			


Game 1 Graph



Game 2 Graph



Game 3 Graph



Mark Breakdown

Graphs:

3 marks each (complete, label all axis and title, units)

Questions:

2 marks each

Total mark: /16